

Deniliquin North Public School

Information for new parents



North School - "The School on the Hill"

Contact

Address: Victoria St, Deniliquin

Postal Address: PO Box 449, Deniliquin 2710

Phone: (03) 5881 1042

Fax: (03) 5881 5086

Web: <http://www.deniliquin-p.schools.nsw.edu.au>

Email: Deniliquin-p.school@det.nsw.edu.au

Welcome from the North School P&C....

Welcome to Deniliquin North Public School. We like to think of North School as the school "where great things happen".

We hope this Information booklet will answer your many questions and help you feel a part of the School community.

As parents, we want you to feel involved in your child's education and able to participate in their learning experience.

Our wonderful community of parents, guardians, students, siblings and staff all strive to make North School a place to feel included, safe and valued.

There are many ways you can contribute, from helping with reading and class activities and volunteering at the Canteen to coming along to special events and assemblies and joining in fundraising activities. And of course you will always be warmly welcomed at our regular P&C meetings!

We trust you will find this booklet helpful and look forward to seeing your children join us and grow to their full potential with many happy memories of their primary school years.

Deniliquin North Public School P&C Association

Table of contents

Map of School.....	4
First day of School.....	5
Term dates.....	6
Bell times.....	6
What to bring to School.....	6
Absence.....	7
Newsletters.....	7
Fees.....	7
Donations.....	7
Award system.....	8
Houses.....	8
Library.....	8
Scripture and Chapel.....	8
Homework.....	9
Excursions and Field trips.....	9
Sporting activities.....	10
Casual clothes days.....	10
School production.....	10
Birthdays.....	10
Fundraising stalls.....	10
Uniform.....	11
Sunsmart Policy.....	13
Canteen.....	14
P&C Association.....	16

Ring the Front Office if...

Contact

- You have **any** questions about the school
- You need to speak to a teacher or the Principal
- You need to speak to the Canteen
- You need the weekly newsletter sent or faxed to you
- Your child will be late or will not be at school

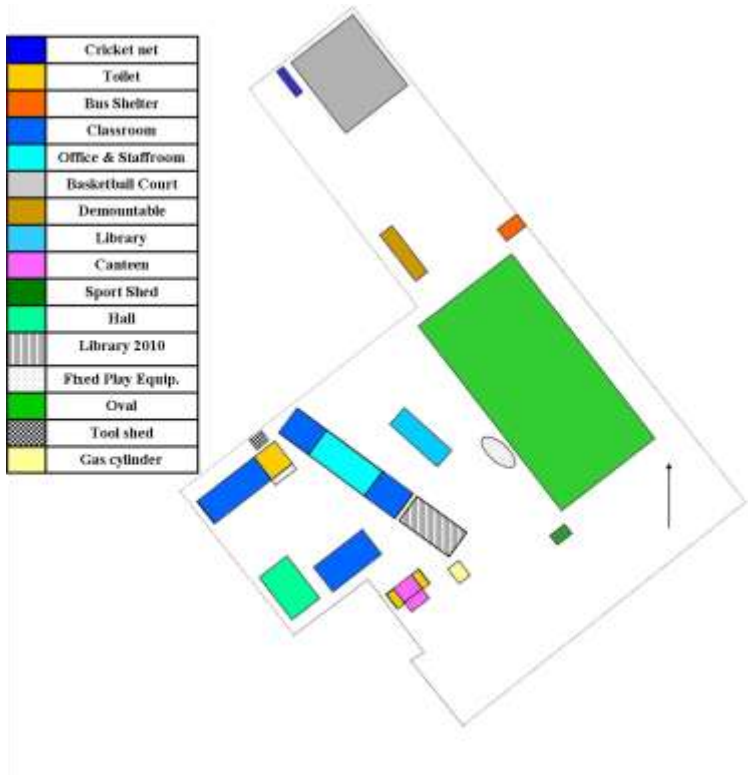
Please notify the School if you change your address or any details, such as phone number, health information, doctor or Legal or Court orders.

Come into the school...

- To drop off or collect your child
- For assemblies and special events
- To help with Canteen
- To help with reading or other studies



This is our school



Central Covered Area



Front Office entrance



Playground



Library 2011

On your child's first day of school

Starting date and time

Term 1 usually starts in the first week of February. Kindergarten students start on the day after students in Grades 1-6 at 9.00am

Arrival

Bring your child in to school on their first day. Come with them into their classroom (check at the front office if you are unsure where this is).


What to wear

Your child should wear the North School summer uniform in Term 1.

What to bring

On their first day, your child will need:

- Food for recess and lunch
- Drink, preferably water
- Sun hat
- Kindergarten students don't need to bring in any books or pens, etc. All students will be given a list of requirements from their teacher in the first week or two.



- Please make sure all items are labelled with your child's name.

Recess and lunchtime

Recess is at 11.00am for 25 minutes and students sit outside in the central covered area when eating.

Lunch is at 12.55pm and students eat their lunch in class groups in specified covered areas until 1.05pm. At 1.05pm all students are directed to the lower playground.

Buddies

Your Kindergarten child will be assigned a Grade 5 or 6 buddy on their first day. Your child's buddy will spend recess and lunchtime with your child until they feel settled.

Home time

The school day finishes at 3.00pm. If you are collecting your child, wait outside their classroom until the bell sounds.



Initially, for a period of several weeks, Kindergarten students catching buses will be escorted by a teacher down to the bus stop. A *bus buddy* will have been assigned to your child to ensure they always catch the correct bus.

Everything you need to know about our School

Term start and end dates

Term 1

Term 1 usually starts in the first week of February. Kindergarten students start on the day after students in Grades 1-6 at 9.00am

Terms 2 and 3

All Grades start on the day following the teachers' return. This is usually a Tuesday.

Term 4

Teachers and all students start on the same day, usually a Monday.



Bell times

8.58am	Assembly (3 bells)
11.00am	Recess
11.25am	Recess ends
12.55pm	Lunch
1.05pm	Students to lower playground
1.20pm	Half lunch
1.40pm	Warning
1.45pm	Lunch ends
3.00pm	Home time

Assembly

Parents are welcome to attend any Assemblies. Please check with the Front Office to confirm dates and times.

- A **General Assembly** is held each day at 9.00am in the covered quadrangle.
- A special **School Assembly** is held once a week, either in the covered quadrangle or in the School Hall (from 2008). Any special awards are given out at this Assembly.

What to bring to school

All items brought to school should be labelled with your child's name.

Each day, students should bring:

- Recess and lunch (or canteen lunch order)
- Drink bottle
- Hat

Books and stationery - Students will be given a list at the start of the year as to what books and stationery they need to provide.

Food - Each classroom has a fridge and students are encouraged to put their recess and lunches into the fridge on arrival, especially in terms 1 and 4.

What not to bring

Students are discouraged from bringing into school:

- Toys or expensive personal belongings
- Money other than that which is essential

Absence

If your child needs to be away from school for the day, either through illness, medical appointment or personal reasons, you need to notify the school in writing. Absentee forms can be collected from the Front Office or you can send a note in with your child (to be given to your child's teacher) or by fax to 5881 5086.

QUESTION

Can I keep my child home for a day in the first term of Kindergarten?

North School does not schedule a day for Kindergarten students to stay home if they are feeling very tired. If you feel your child is not coping with long school days, talk to your child's teacher about strategies.

Newsletters

A weekly school newsletter is sent home every Tuesday (with the eldest child in each family) and is an important way to inform parents of student achievement and upcoming events. **If you don't receive your newsletter**, ring the Front Office the next day and they can fax or send you a copy. **If you would like to include an item in the newsletter**, contact the Front Office by the Friday of the preceding week. Only items that are in the interests of students are published.



Your child's teacher will also send out a regular **class newsletter** to keep you up to date on class-based activities and events. This newsletter may include permission slips for excursions and sporting activities. Check with your child's teacher as to which day the class newsletter will be distributed.

Fees

There are no compulsory fees at Deniliquin North School. Voluntary fees are sometimes requested to cover special events. These may include:

- Annual Parent Levy (used by the school to provide general benefits to students)
- Excursion fees
- Special event fees
- Cost of books and materials

Donations to the school

Donations to the school are always gratefully received. The kinds of donations that have been made in the past include:



- Photocopy paper (the "Paper Roll of Honour")
- Boxes of tissues
- Boxes, containers and other craft items
- Produce such as eggs, fruit or pots of soup in Winter for the Canteen
- Items for fundraising stalls
- Raffle items
- Straw, plants and other garden materials

Award system

If you find small coloured or large blue awards in your child's bag, don't throw them away! They are merit awards, given out for commendable behaviour or for the completion of work or activities.

Once your child has collected 10 Legend awards, drop them into the front office in an envelope marked with your child's name and class and they will be converted into one big Blue award to be presented to your child at the next assembly. Keep doing this as your child brings home more awards as:

10 x Legend = Blue

5 x Blue = Bronze

1 x Bronze + 5 x Blue = Silver

1 x Silver + 5 x Blue = Gold

5 x Gold = Superstar Trophy



Gold award recipients are able to choose a gift from the Principal and each term a morning tea is held in their honour. Parents and guardians are invited to this morning tea.

Houses

North School has four sporting 'houses' (named after prominent historical citizens) and students are allocated to a house in Grade 3. The houses and their colours are Boyd (Yellow), Tyson (Red), Cobb (Green) and McKenzie (Blue).

Library

North School is proud to have a new Library, as it is an important centre for learning where reading for leisure is encouraged and research skills are developed. Students can read and borrow books and can also access the Internet through several computer stations.



Regular borrowing from the Library is encouraged and your child will have a designated day where they visit the Library. Students are asked to bring in a Library bag to protect their book, either cloth or plastic and large enough and strong enough to hold a fair sized book. Parents can help their child ensure all books are returned regularly and late slips will be sent out at the end of each Term.

Scripture and Chapel

Scripture (for Infants) and Chapel (Grades 3-6) are voluntary classes run on a weekly basis by a group of instructors appointed by the various local Christian churches. If you would prefer your child not to attend, you should let the School know by contacting the Front Office. Your child will then be given alternative activities.

Homework

Deniliquin North School's policy on homework is based on the need for children to develop a homework habit as they grow older. It also enables parents to be aware of what their child is doing in the classroom.



Stage 1 (Kindergarten – Grade 2)

Usually formal homework is not set during the early years but your child may bring home word lists for writing, reading and spelling practice and will regularly bring home a book to read. Incentives are sometimes given for the completion of homework and reading, for example as a yellow or blue award.

All activities at home or in play can help children develop a wide range of knowledge and skills in literacy, numeracy and problem solving. This can happen during unstructured play as well as activities such as shopping, preparing food, listening to stories, visiting the Library, conversations and family outings.

In the latter stages of Stage 1, more formal homework, such as projects, activity sheets and maths questions may be set.

Stage 2 and 3 (Grades 3 – 6)

Students will experience different types of homework and they will increasingly become more independent in their work. Teachers will continue to provide guidance, particularly in the development of study skills. In addition to reading time, students may spend up to 15 minutes a day on homework for Grades 3 and 4 and up to 30 minutes for Grades 5 and 6.

Parents and carers can help by:

- Taking an active interest in homework and providing encouragement and support
- Ensuring time is set aside each day, ideally in a quiet area free from distractions
- Encouraging an interest in reading and current events
- Communicating with the teacher about any concerns

Special events



Excursions

Your child will go on a school excursion each year to a location outside Deniliquin. Usually excursions will take place during school hours and in Grades 5 and 6, an overnight stay may be incorporated. Parent helpers are often invited to assist with bus travel and supervision. A fee is charged per student to cover essential costs.

Field trips and special activities

During the year your child may be able to go on field trips within Deniliquin for special activities or to attend performances or workshops. Information will be sent out by your child's teacher and a fee may be charged to cover costs. Parent helpers are sometimes required.



Sporting activities

Sports Days are held each year for Infants and for Grades 3 – 6. Students compete in various events and parents are encouraged to come along to cheer and to help with organisation. For the Infants Sports Day, events are designed to encourage active participation and may include fun activities such as skipping and egg and spoon races.

Extra-curricular sporting activities are offered depending on availability.

Casual clothes days

On several occasions during the year, students are invited to dress out of uniform for the day. You will be notified of this in the School Newsletter. Sometimes these days are fundraisers for a particular charity and students are asked to bring in a gold coin donation. On these days, students can dress as they like but clothing should be suitable for active play and should follow the SunSmart guidelines (see page 13). There are occasional dress-up days for events such as Book Week, where students are asked to dress in character, for example, in a costume from another country. Students can arrive at school and spend the day in costume, or they can change at school.

School production

North School presents a School Production every two years that involves all the students in the school. Parents are usually asked to assist with costuming and sets for their class and will be notified of details by their child's teacher.



Birthdays

It is usually fine to bring a birthday cake in on your child's birthday but check with your child's class teacher first, to see if it is appropriate, whether any children in the class have food allergies and to organise the best time to bring the cake in.

Fundraising stalls

During the year, different groups at the School such as the P&C, students or the Canteen, may hold a fundraising stall. Small amounts of money can be sent in with students to buy items.

Some stalls rely on parents donating items for sale, such as the **Mothers' Day** and **Fathers' Day** stalls, so that students can then buy a gift to give to their parent.

Send your items in with your child on the days preceding the Stall day. Suggested items for both the Mothers' and Fathers' Day stalls are books, toiletries, mugs, knick-knacks, confectionery, photo frames or albums etc. Items can be new or second-hand and are generally sold for up to a few dollars each.

Our school community supports the wearing of full school uniform and full sport uniform. Our uniforms provide an economical and equitable way of creating a school identity for our children and help create a sense of united school purpose and pride.

All students will wear full school uniform and full sports uniform at all times (unless alternative clothing is a requirement of the activity).

If your child is not in the correct uniform (except where alternative clothing is a requirement), he or she may not be able to:

- Be photographed for publication.
- Attend an excursion or represent the school
- Represent the school in sport

Varying the School uniform

Naturally, there will be the odd occasion when your child is unable to wear the complete uniform on a given day. Please substitute any missing items with an alternative that is plain and as close as possible in colour to the correct item and provide a note for your child to give to his or her teacher. If your child needs to wear this alternative item for more than a few days, please contact the Principal.

If there is a cultural or religious reason why your child cannot wear the correct uniform, contact the Principal to discuss the matter.

When the weather is very warm toward the end of Term 3, students are allowed to wear their Summer uniform. This is preferable to making variations to the Winter uniform.

Summer and Winter uniform

Summer uniform is worn in Terms 1 and 4, Winter uniform in Terms 2 and 3.



Sports uniform


Sports uniform is worn every Friday, unless notified otherwise, and for special events where this has been requested. House colours (only) can be added to the sports uniform when competing in School sporting carnivals.

Shoes

Your child can choose to wear sports shoes each day but, if they are worn with the Summer or Winter uniform, they should be black. Sports shoes worn with the sports uniform can be of any colour but it is preferable that they are white, black, blue or grey so they are in keeping with the rest of the uniform.

Podiatrists recommend that children wear well-fitted, lace-up leather shoes whenever possible. Whether these are traditional school shoes or sports shoes, it is commonly recommended that:

- Children do not wear the same pair of shoes every day as shoes that do not completely dry between wears can encourage rashes, tinea etc.
- The shoe upper is made of leather.
- Sports shoes have adequate ventilation and arch support.
- Shoes are checked regularly for wear and correct fit.



BOY'S UNIFORM	GIRL'S UNIFORM
<p>Summer</p> <ul style="list-style-type: none"> • Light blue shirt - Midford brand • Plain mid-grey shorts • Black shoes with grey socks or Black or navy sandals • Royal blue flap cap or bush hat with school crest <p>Winter</p> <ul style="list-style-type: none"> • Light blue shirt or light blue skivvy • Plain mid-grey trousers • Navy windcheater (with school crest) or Plain navy polarfleece (with school crest) • Royal blue flap cap or bush hat with school crest or Navy polarfleece beanie with school crest (Terms 2 and 3 only) • Black shoes and grey socks <p>Sports</p> <ul style="list-style-type: none"> • Light blue polo shirt with school crest • Navy sports shorts or Navy tracksuit pants • Sports shoes with white socks • Royal blue flap cap or bush hat with school crest 	<p>Summer</p> <ul style="list-style-type: none"> • Light blue school check dress or Culottes in school check with light blue shirt - Midford brand • Black shoes with white socks or Black or navy sandals • Blue hair ribbons or hair band • Royal blue flap cap or bush hat with school crest <p>Winter</p> <ul style="list-style-type: none"> • Tartan pleated skirt (or Tartan pleated pinafore for Infants) or navy blue slacks • Light blue shirt or light blue skivvy • Navy windcheater (with school crest) or Plain navy polarfleece (with school crest) • Royal blue flap cap or bush hat with school crest or Navy polarfleece beanie with school crest (Terms 2 and 3 only) • Blue hair ribbons or hair band • Black shoes with navy tights or white socks <p>Sports</p> <ul style="list-style-type: none"> • Light blue polo shirt with school crest • Navy sports shorts or navy sports nicks or royal blue sports skirt or navy tracksuit pants • Sports shoes with white socks • Royal blue flap cap or bush hat with school crest

Where to buy

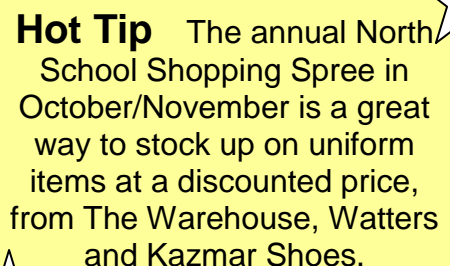
The Warehouse in Cressy St. and **Watters** in Napier St both stock a range of D.N.P.S. items, including dresses, sports shirts, hats, bags and jumpers. They also stock correct generic items (without the D.N.P.S. logo) such as shirts, pants, shorts and skivvies.

Target Country, Cressy St, stocks some generic items such as shorts, shirts and art smocks. Shoes can be purchased at **Kazmar Shoes**, Napier St, or **Target**, Cressy St.

Second-hand items are available at the School (contact the Front Office) or can be found in local opportunity shops and at Deniliquin Dry Cleaners in George St. Donations of unwanted items are always welcomed at the School.

Lost property

Lost uniform items are handed in to the Front Office. Please check there if an item goes missing and make sure all clothing items are labelled.



Hot Tip The annual North School Shopping Spree in October/November is a great way to stock up on uniform items at a discounted price, from The Warehouse, Watters and Kazmar Shoes.

The purpose of the SunSmart policy is to ensure that all children attending Deniliquin North School are protected from skin damage caused by the ultra-violet rays of the sun. It is consistent with DSE Student Welfare Policy.

What it means

The SunSmart policy is effective in Terms 1 and 4 and is encouraged during Terms 2 and 3.

Students need to wear broad-brimmed hats, or caps with a protective flap at the back (legionnaire style), whenever they are playing outdoors or participating in outdoor activities. These activities may include P.E., games, lessons, excursions etc.

Students without suitable head protection will need to play in shaded areas.

Outdoor curriculum activities will be avoided as much as possible at the time when UV radiation is the most intense – from 11.00am to 3.00pm during Daylight Saving time.


The School will...

- Provide SPF 30+ sunscreen in every classroom and encourage students to apply it before leaving the room at lunchtime.
- Remind students to wear their hats or caps when they are outdoors.
- Direct students without suitable hats or caps to shaded areas during recess, lunch, outdoor games and sport.
- Ensure students wear sunscreen and t-shirts or rash vests while at the Deniliquin Swimming Pool.



What you can do...

- Make sure your child takes their hat or cap to School each day and that it is labelled with their name.
- Apply SPF 30+ sunscreen to your child before they leave home.
- If your child is sensitive to the sunscreen provided at School, provide a suitable alternative.
- Provide a T-shirt or rash vest for swimming events.
- Set a good example by following the guidelines yourself.



The Deniliquin North School Canteen is open on Monday and Tuesday lunchtime for over-the-counter sales only and from Wednesday to Friday for recess from 11.00am and lunch from 12.55pm. The Canteen is run by a manager but relies on parent volunteers to prepare and serve food each day. The Canteen follows the NSW Healthy Canteen Strategy that limits the sale of foods high in energy, salt, sugar and/or saturated fat.

The Deniliquin North School Canteen aims:

- To provide a balanced and nutritious recess and lunch menu to students at a reasonable cost
- To maintain standards of health care, in relation to the preparation, supply and service of food in the Canteen
- To encourage parental involvement, participation and social interaction
- To operate as a viable profit-making organisation, which may include other activities as well as recess and lunches
- To use any profits made to aid the School through the parent body.



Canteen volunteers

The Canteen can only remain viable with daily help from parents and guardians. Volunteers help prepare food and serve over the counter at Recess and Lunch.

Why volunteer?

It's fun! You get to meet your child's friends and see what their school day is like. Students usually get a real kick out of seeing their parents or guardians at the Canteen and you get the chance to see what food is available and find out what's going on at the School. It's also a great opportunity to socialise with other parents. Volunteers can make themselves a sandwich or wrap for lunch and help themselves to tea and coffee. And it's not just for mums – dads volunteer too!

How much time?

You are asked to volunteer for four hours once a month, which usually means only 8 or 9 times a year. You can choose to help for a morning from 9.30am – 1.30pm, once a month, or for two hours from 9.30am or 11.30am, twice a month.

What if I don't have the time?

- You can choose to be an "at home" volunteer and prepare food for special occasions such as morning teas.
- You can help out just on Special Lunch days.
- You can donate eggs, fruit, equipment or raffle items
- You can join the Canteen Committee and help with ideas

To volunteer, ring the Front Office and ask to talk to the Canteen Manager.

Menus

Canteen menus are sent home three times a year, at the start of Terms 1, 2 and 4. Suggestions for new menu items or special lunch ideas can be made to the Canteen Manager, but, to make a real contribution to the Canteen menu, join the Canteen committee.

Lunch orders

Lunch items other than drinks, frozen treats and snacks must be ordered. Lunch orders should be filled out on a brown paper bag and dropped into the canteen before the start of school. Please include your child's name and class on the top of the bag. Money can be enclosed in the bag (change can be given and will be taped into a corner of the bag) or an account can be set up.

Chelsea Smith 3/4R	
Recess	
1 mini pizza	
4 grilled cheese	
Lunch	
1 ham wrap (no mayo)	
1 Paddle Pop	\$5.60

Buying food over the counter

Recess food can be bought over the counter with cash or on account and does not need to be pre-ordered. At lunchtime, students can buy certain snack foods and drinks over the counter once lunches have been eaten.

Restricting what your child can buy

The Canteen manager and volunteer helpers can limit what, when and how much your child buys over the counter. Just let the Canteen manager know.

Accounts

You can set up an account at the Canteen to avoid having to find change for lunch orders and to make it easier for your child to purchase items. Contact the Canteen Manager to organise an account.



Canteen Committee

The Canteen committee is a sub-committee of the P&C and meets once a month to plan menus, special lunch ideas and help coordinate volunteers. To join, come along to a P&C meeting or speak to the Canteen manager.

Parents and Citizens (P&C) Association

The P&C Association is a key way for you to support the school and have an impact on the quality and variety of your child's experience. You can do this by contributing your ideas, energy, time or money through various fundraising activities or by attending meetings. The P&C has several sub-committees to cover all its functions. These include: Canteen, Fundraising, Grounds Maintenance and Student Welfare.

What does the P&C do?

- Oversees the Canteen. The Canteen Committee helps plan menus and special lunches and coordinates volunteer helpers.
- Oversees capital works, such as the building of the new Hall in 2008, and keeps an eye on grounds maintenance.
- Considers any student welfare issues, including those that would have come under the responsibility of the (former) School Council, such as curriculum, reports and grading, uniform and communication.
- Fund raises to provide items and activities not provided by Government funding. These include books for the Library, coach travel for excursions and out-of-school activities, play equipment and the building of the new Hall. In the past, fundraising activities have included: Trivia Nights, Crackerjack Bowls, Golf, Shopping Spree, Annual Fete, Pretty Pine Fathers' Day Market stall, Book Fair and various raffles.

When does the P&C meet?

Once a month in the early evening, usually in the school staff room. Details are published in the School Newsletter.

Who can come along to meetings?

Any parent, carer or guardian of a child at North School is welcome to attend meetings, either as an active member, a casual participant or an observer. Other 'citizens' who have some connection with or interest in the School are also welcome to attend.

What are Class Patrons?

Class Patrons are parents from each class who have volunteered to act as representatives and liaise between the P&C and their class. They will attend P&C meetings and then communicate relevant information back to parents.

This Parent Information Booklet has been produced by the North School P&C in 2007 and has been updated in 2010.

We hope this Information Booklet is a useful resource for you in your first years as a North School parent.

If you think of anything that could be added for future updates, please let the P&C know, either at a meeting or via the North School Front Office.